

2022



ORTA KARADENİZ KALKINMA AJANSI
MIDDLE BLACK SEA DEVELOPMENT AGENCY

Corum Investment Guide

Right Place for Your Investments



ORTA KARADENİZ KALKINMA AJANSI
MIDDLE BLACK SEA DEVELOPMENT AGENCY



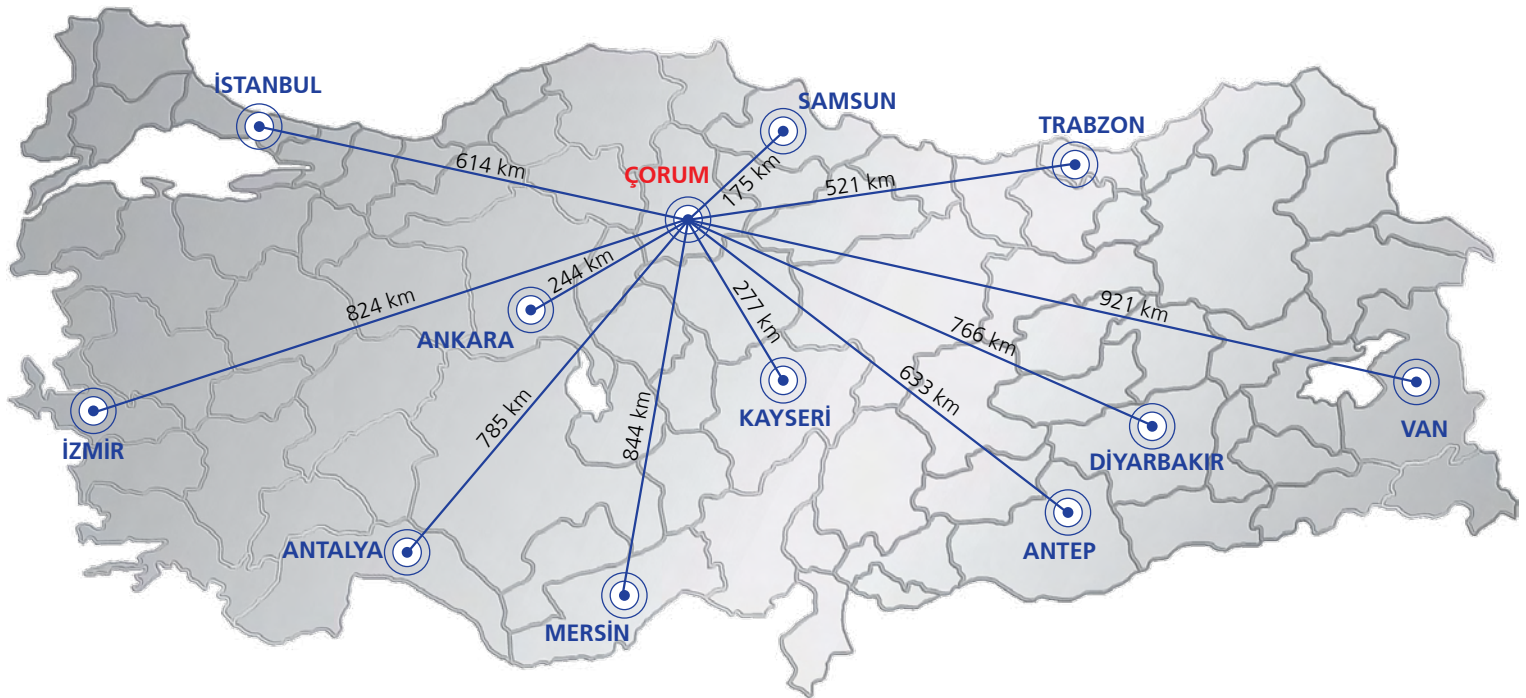
REPUBLIC OF TURKEY
MINISTRY OF INDUSTRY
AND TECHNOLOGY

Contents

Corum General Information	4
Corum in Figures	6
Corum Districts Population	11
Corum Education	12
Corum Health	14
Corum Agriculture and Livestock Breeding	16
Corum Industry	22
Corum Industry Clustering and Smart Specialization	26
Corum Developing Sector and Potential Cluster	28
Organized Industrial Zones (OIZs)	31
Sample for Investment Incentive Application	34
Corum Tourism	35
Corum Mining	41
Advantageous Investment Suggestions	42
Why Corum	44
Investors' Contact Points	46



Geographical and Strategic Location of Corum



In the heart of Anatolia



Corum – General Information



«City of Peace and Civilizations»

Corum, whose history dates back to 4000 BC, served as the **capital of the Hittite Civilization**,

Located in the **central part of the Black Sea Region**, where the Black Sea Region and Central Anatolia Region meet,

Maintained culture and art tradition,

Hosted various cultures,

Contains different cultural products and historical heritage

In this respect, it is known as «**City of Peace and Civilizations**».



*Triple Bull Rhiton (bronze)
Alacahöyük/CORUM
B.C. 2500s*

Area	12.796 km ² (20 th largest province in terms of area)
Population	526.282 (42 nd most populated province)
Population Density	41 people/km ² (TR: 110)
Population Growth Rate	-0,73%
Migration Rate (thousandths)	-7,54‰
Urban Population Ratio	74,8%
Population in City Center	298.796
Youth Population (Aged 15-24)	13,5% (TR: %15,3) – Genç nüfus oranı sıralamasında 72. sırada
Population in Working Age (15-64 years)	65,3% (TR: 67,9%)
Labor Force Participation Rate*	53,2% (TR: 51,4%)
Employment Rate*	49% (TR: 45,2%)
Unemployment Rate (15-64 years) *	7,9% (TR: 12%)



Source: TURKSTAT, 2021 Year-End Data

* Labor force data belongs to TR83 Region.
The others represent Corum province.



CHILD DEPENDENCY RATIO	2017	2018	2019	2020	2021
TR	34,68	34,48	34,07	33,69	33,0
CORUM	30,58	30,21	29,66	29,18	28,12



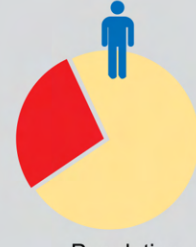
ELDERLY DEPENDENCY RATIO	2017	2018	2019	2020	2021
TR	12,56	12,92	13,39	14,05	14,3
CORUM	21,57	21,95	22,95	23,95	24,65

Since elderly dependency ratio in Corum is greater than the Turkey's average, investments in health care and other services for the elderly would be attractive. Corum has the highest elderly dependence ratio in TR83 Region, while it is the sixth city in terms of this criterion in Turkey based on 2021 year-end data.

Child dependency ratio in Corum is less than the Turkey's average. Corum is ranked as 34th province in terms of this criterion in Turkey based on 2021 year-end data.



Youth population
13,5%



Population
in the working age
65,3%



Employment rate
49%



Unemployment rate
7,9%

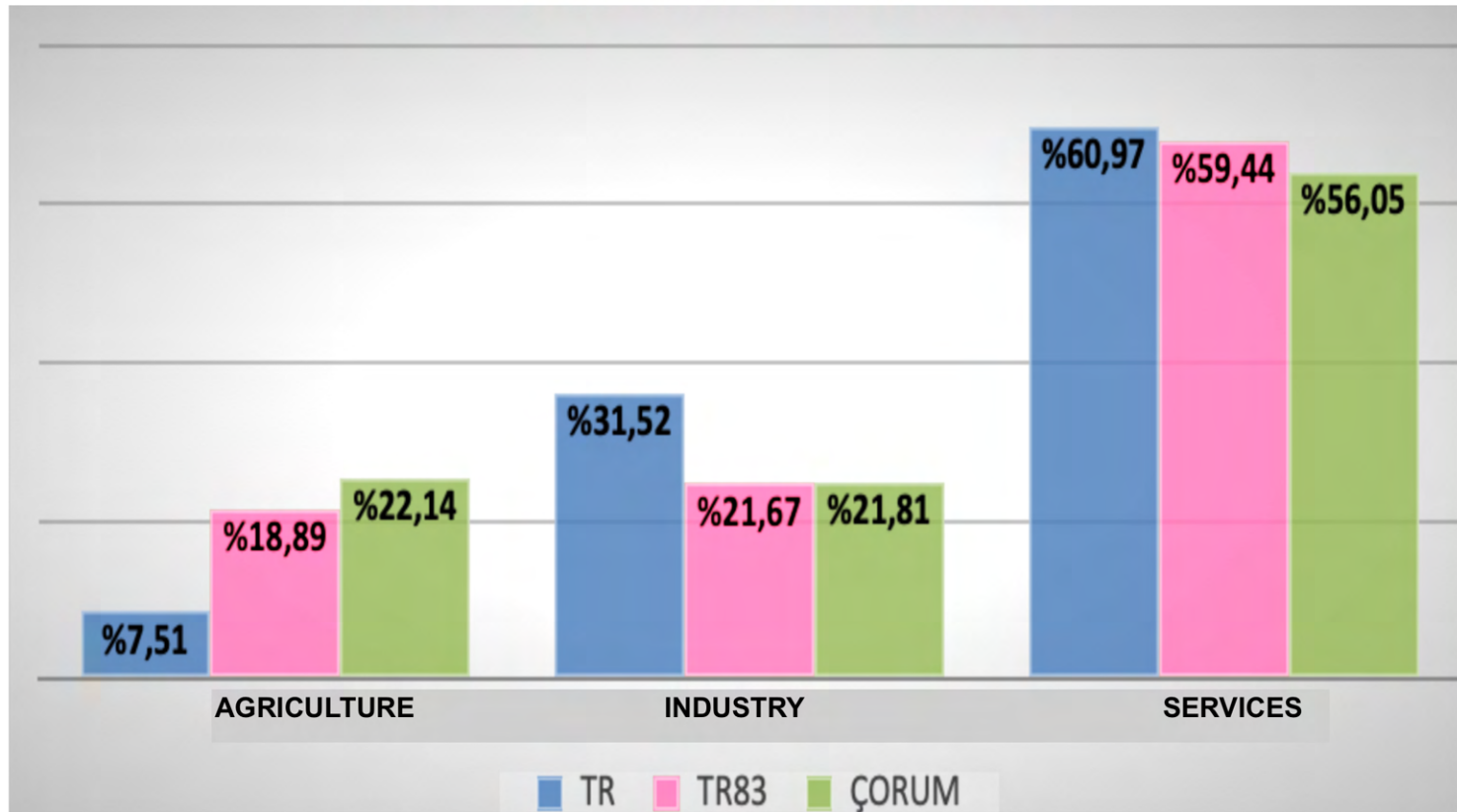


Export (EX) (2021)	2.638 billion \$ (64,3% share in TR83 regional export)
Import (IM) (2021)	846 million \$
Gross Domestic Product (GDP) (million TL-2020)	20,25 million ₺ (Ranked 43 rd province in Turkey)
GDP per capita (2020)	5.423 \$ (Ranked 55 th province in Turkey)
Registered Trademarks (2012-2021)	1.650
Registered Patents (2012-2021)	36
Number of Enterprises (2020)	25.383 (Ranked 32 nd province in Turkey)
Number of Manufacturers (2021)	1.126

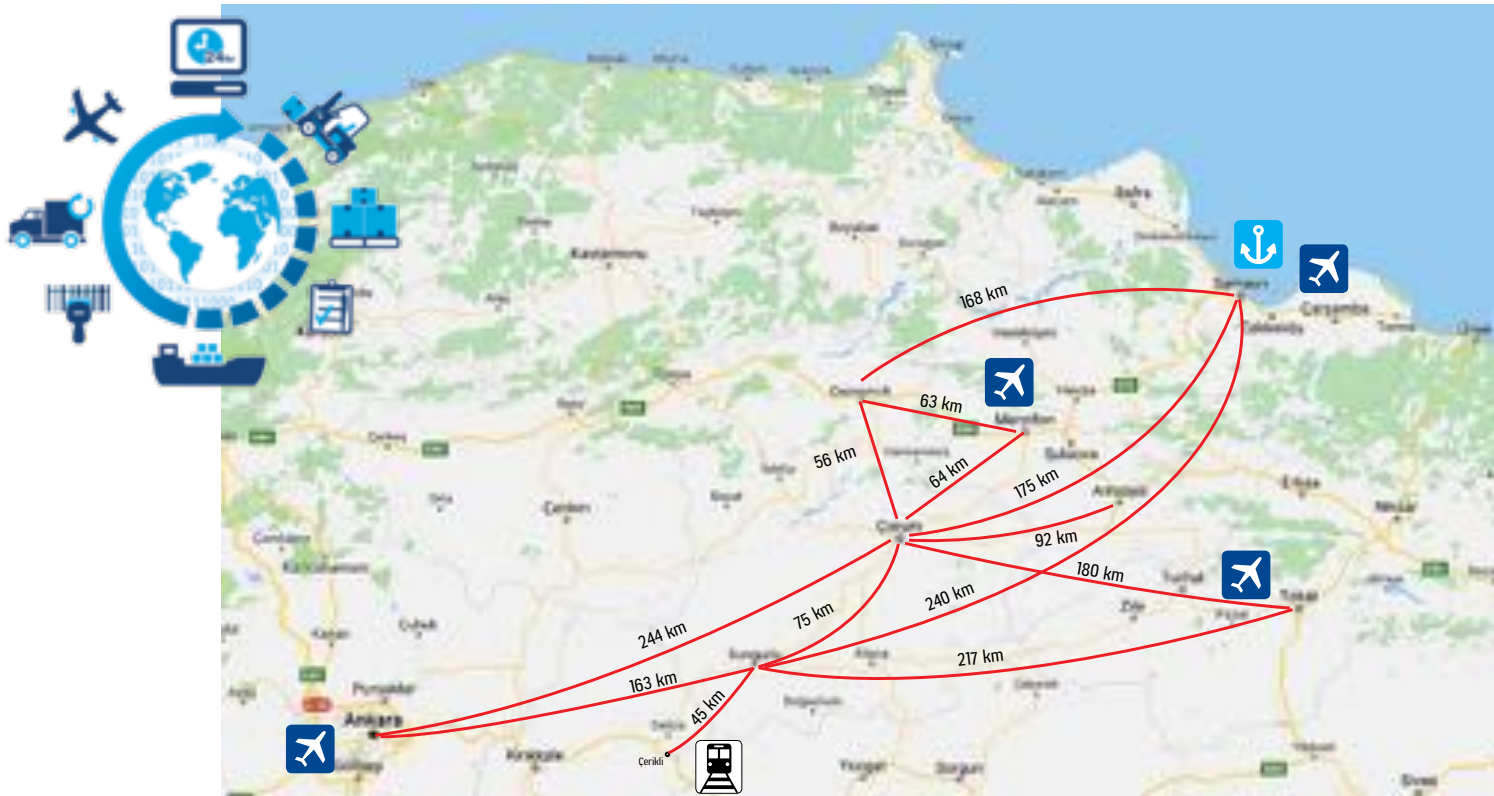
Source: TURKSTAT, TURKPATENT, Industrial Registry Information System








GDP – Sectorial Distribution



Corum in Figures



-  **The Nearest Airport**, Merzifon Airport: 64 km
-  **The Nearest Railway**, Kırıkkale/Çerikli: 120 km
-  **The Nearest Port**, Samsun port 175 km
-  **Distance to Capital, Ankara**: 244 km
-  **Distance to the Trade Center, İstanbul**: 614 km

Corum District Population

NAME OF DISTRICT	TOTAL	PROVINCIAL AND DISTRICT CENTER	TOWN AND VILLAGES	POPULATION GROWTH RATE (%)
PROVINCE IN TOTAL	526.828	393.772	132.510	-0,73
MERKEZ	298.796	267.396	31.400	-0,17
SUNGURLU	48.028	30.456	17.572	0,29
OSMANCIK	43.634	30.781	12.853	1,04
ALACA	30.592	19.696	10.896	-2,15
İSKİLİP	30.022	17.596	12.426	-3,24
KARGI	15.334	5.581	9.753	-0,50
BAYAT	15.199	5.812	9.387	-3,65
MECİTÖZÜ	14.191	4.141	10.050	-2,56
ORTAKÖY	6.425	2.033	4.392	-3,98
UĞURLUDAĞ	5.837	2.666	3.171	-5,49
DODURGA	5.413	2.452	2.961	-3,13
OĞUZLAR	4.894	2.706	2.188	-3,66
LAÇIN	4.289	1.266	3.023	-4,98
BOĞAZKALE	3.628	1.190	2.438	-0,55



NUMBER OF STUDENTS PER SCHOOL, DIVISION, TEACHER AND CLASSROOM BY LEVEL OF EDUCATION (2020 - 2021)

PRIMARY SCHOOL + LOWER SECONDARY SCHOOL							
	School		Division		Teacher		Classroom
	Primary School	Lower Secondary School	Primary School	Lower Secondary School	Primary School	Lower Secondary School	Primary School + Lower Secondary School
CORUM	159	180	19	20	16	11	17
TR	217	267	22	22	17	14	23

As a positive indicator, the number of teachers and students per classroom in Corum is below the national average at all educational levels.

UPPER SECONDARY EDUCATION									
	UPPER SECONDARY EDUCATION			GENERAL SECONDARY EDUCATION			VOCATIONAL AND TECHNICAL SECONDARY EDUCATION		
	School	Teacher	Classroom	School	Teacher	Classroom	School	Teacher	Classroom
CORUM	287	11	18	339	13	21	244	10	16
TR	375	13	22	388	14	24	361	11	20

Source: T.R. Ministry of National Education



1 public university in cooperation with public and industry (HİTİT UNIVERSITY)

- 16.000+ university students, (6.232 associate, 9.040 undergraduate, 1.468 graduate, 760+ international students)
- 11 faculties,
- 1 institute,
- 1 school of foreign languages,
- 7 vocational schools,
- 21 application and research centers



1.492 Academic and Administrative Staff



- 75 Professors
- 93 Assistant Professors
- 220 Doctor Academic Members
- 520 Instructors



The Only University Specialized in **Machinery and Manufacturing Technologies** in Turkey

- Corum has 2 private and 14 public; 16 hospitals in total with 1.714 beds. (Corum is ranked as 32nd province in terms of number of hospitals in Turkey).
- While total number of beds in the province was 1.467 in 2012, it increased by 16,84% in 2020 and became 1.714.
- In the same period, total number of beds increased from 200.072 to 251.182 in Turkey increased by 25,55%.



Source : TURKSTAT



- While total number of doctors in the province was 626 in 2012, it increased by 30,51% and reached 817 in year 2019.
- In the same period, the total number of doctors in Turkey increased by 23,92%, from 129.772 to 160.810 doctors.



- In 2012, the number of hospital beds per thousand people was 277. This increased to 323 beds in 2020.
- This variable has a value above the national average in all years.

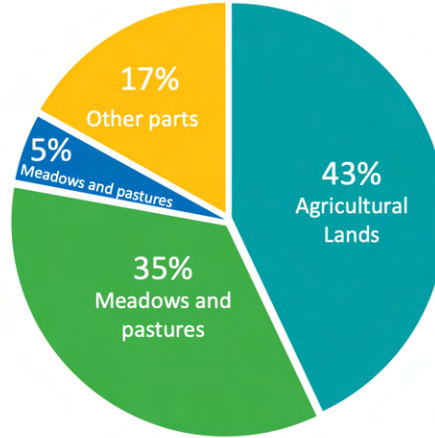
Source : TURKSTAT

Corum Agriculture and Livestock Breeding

Lands in Corum


Corum territory consists of agricultural lands (43%), forests and heatlands (35%), meadows and pastures (5%), and other parts (16,4%).

According to 2021 TURKSTAT data, 1.287.072 tons of cereals and other crops and 10.614 tons of covered vegetables and fruits were produced in the cultivated agricultural area of 531.901 ha.



Outstanding Agricultural Products in Corum

Walnut (Oguzlar, and İskilip),
Rice (Kargı, İskilip, and
Osmancık)
Okra (Kargı)
Wheat (Alaca)
Onion (Alaca)
Investments regarding
crop processing have great
potential.



Dodurga Medicinal Aromatic Plant Center (thanks to Middle Black Sea Development Agency (OKA) Guided Project Support)

2. 400 m² greenhouse and 120.000 m² open area
Plants and aromatic plant seedlings: Capers,
coriander, cumin, echinacea, fennel, tutsan,
lavender, medical mint, medicinal sage, melissa,
Anatolian sage, stinging nettle, thyme, buckwheat,
hibiscus

Medicinal aromatic plants are raw materials for
pharmacy, cosmetic and pharmaceutical industries
that present potential for investors in these fields.



DECARE (2021)	Field of Cereals and Other Crop Products			Field of Vegetable Garden	Fruit and Vegetable Crop Production Area
	Total Area	Cultivated Area	Fallowing Area		
ÇORUM	5.330.488	3.812.929	1.284.805	142.585	90.169
TÜRKİYE	231.365.839	156.149.720	31.732.521	7.792.463	35.637.065

Corum Agriculture and Livestock

VALUE OF CROP PRODUCTION (*1.000 TL)		
YEAR	TÜRKİYE	CORUM
2017	135.885.136	1.444.331
2018	159.142.178	1.444.331
2019	197.455.884	2.277.331
2020	246.016.799	2.874.932
2021	306.373.402	3.299.952



VALUE OF ANIMAL PRODUCTION (*1.000 TL)		
YEAR	TÜRKİYE	ÇORUM
2016	62.166.678	318.424
2017	69.926.449	414.531
2018	79.150.212	497.328
2019	93.917.545	607.627
2020	108.598.173	696.152




Source: TURKSTAT

- ÇORUM is ranked as 34th in Turkey with an animal production value of 696.152.000 ₺.
- Çorum is at the forefront of some animal production values.

Corum Agriculture and Livestock

NUMBER OF BOVINE ANIMALS	TÜRKİYE	CORUM	CORUM / TR (%)
2017	16.105.025	234.346	1,46
2018	17.220.903	241.485	1,40
2019	17.872.331	246.598	1,38
2020	18.157.971	253.604	1,40
2021	18.036.117	243.229	1,35



NUMBER OF SMALL CATTLE	TÜRKİYE	ÇORUM	CORUM / TR (%)
2017	44.312.308	241.568	0,55
2018	46.117.399	234.412	0,51
2019	48.481.479	254.200	0,52
2020	54.112.626	293.872	0,54
2021	57.519.204	323.400	0,56



Source: TURKSTAT



Akkaraman, Merinos and Ivesi kind sheep are common in Corum province in terms of twin birth and meat productivity.

Name of the Product	Cultivated Area (hectare)	Output (ton)	Average yield (kg/da)
Wheat	222.802	581.078	261
Barley	55.983	192.317	344
Sunflower	30.726	75.157	245
Garbanzo	6.448	8.390	130
Paddy	6.913	57.076 (34.250 tons rice)	826
Sugar beet	4.919	256.923	5.228
Green lentil	3.049	3.725	122
Potato	1.212	41.675	3.438



Source: Provincial Directorate of Agriculture and Forestry Corum

District	Flour Plant		Feed factory		Paddy factory	
	Number	Total Capacity (Ton/year)	Number	Total Capacity (Ton/year)	Number	Total Capacity (Ton/year)
Centrum	13	585.000	9	300.000		
Alaca	5	28.000	1	8.293		
Bayat	2	200	1	1.258	1	1.310
İskilip	1	100	1	4.676	1	7.800
Kargı	1	100			9	62.000
Laçın	1	500				
Mecitözü	1	500	1	2.162		
Osmancık	4	67.000			7	48.250
Sungurlu	1	32.000	1	1.535	3	24.900
Total	29	713.400	14	317.924	21	144.260



NUMBER OF FACILITIES, EMPLOYEES AND PRODUCT RANGE IN CORUM MANUFACTURING INDUSTRY

BRANCH OF INDUSTRY	NUMBER OF FACILITIES	NUMBER OF EMPLOYEES	PRODUCT RANGE
Metal and Machine Based Industry	289	4.005	Food processing machinery
Stone and Earth Based Industry	280	1.375	Marble, construction chemicals, tile, brick, ceramic
Food and Beverage Industry	235	2.945	Flour and bakery products, rice, nuts
Forest Products and Tree Based Industry	135	4.980	Home furniture, door and window
Chemical and Plastic Industry	82	955	PVC, glass & insulation, plastic and plastic products
Textile and Footwear Industry	52	3.691	Clothing, shoe
Other Industrial Products	25	523	Jewellery
Paper Industry	28	1.119	Packaging, food packaging, corrugated cardboards
TOTAL	1.126	19.863	

Data Source: Industrial Register Information System, 2021 Year-End Data

8 different industries
1.126 manufacturers
19.863 employees



CORUM Outstanding Products

EGG



Daily

1,5 million
egg production

FLOUR



Annual

500.000 tons of
flour production

ROASTED CHICKPEA



Annual

2.500 ton roasted
chickpea production

HOLLOW BRICK



By Corum

10 % of hollow brick
production of Turkey

ROOFING TILE



By Corum

40 % roofing tile
production of Turkey


RICE



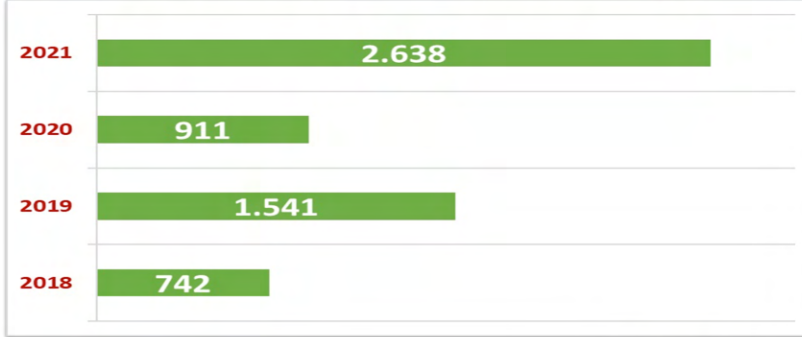
By Corum

18 % of rice
production of Turkey

2 Corum Firms in the Top 1.000 Exporters of Turkey List (Turkish Exporters Assembly (TİM), 2021)

NAME OF THE FIRM	FIELD OF ACTIVITY	EXPORTER RANKING IN 2021	EXPORTING VOLUME IN 2021(\$)	SECTORIAL RANKING IN 2021 EXPORT	ÖNE ÇIKAN ÖZELLİKLER
	Jewellery	37	488.934.425,34	2	<ul style="list-style-type: none"> - Ranked 1st (474,6% increase in exports) among the top 20 firms that increased their exports by percentage in comparison with the previous year - Ranked 13rd (403.845.097,55 \$ increase in exports) among the top 20 firms that increased their exports by value in comparison with the previous year - Ranked 2nd among the top 20 companies that have highest domestic sales
Not Attending to the Research		42	425.433.400,99	3	<ul style="list-style-type: none"> - Entered the top 1000 exporters list for the first time as 42nd ranking

Export by Years (million \$)



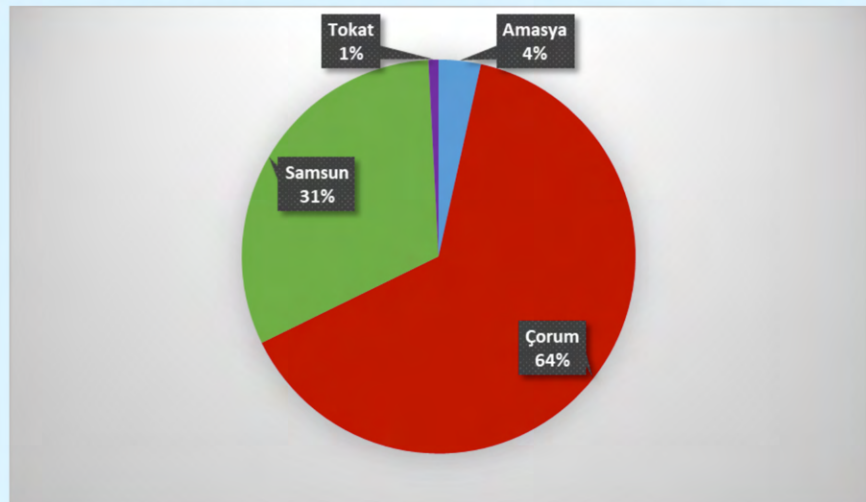
Exporting to 136 countries



200 Exporters

Provincial Distribution of TR83 Regional Exports, 2021

Corum, which its export volume was increased by 3,7 times in the last 4 years is the most exporting province in TR83 region. Its share in the region's exports is 64,3%.



Machinery Industry

Food Processing Machinery

- The industry dates back to 1960s in Corum.
- Corum has a say in the sector with its **turnkey factories in 130+ countries** by manufacturing complete equipments of tile-brick, flour-semolina and feed factories.
- 78 companies operating in this sector in Corum (Source: The Union of Chambers and Commodity Exchanges of Turkey – TOBB)
- 95% of our production is based on export, our companies are **internationally known**.
- 2 Corum firms are listed in the top 5 companies in the world ranking, in mill machinery production.
- 1R&D Centers Certified by the Ministry of Industry and Technology in the field of machinery and equipment manufacturing.
- Mill and Industry Machinery Manufacturers Association : Of the 62 member companies, 17 are Corum companies (approximately 27%), Corum dominates in terms of number of association members and board of directors.






Soil Industry Brick and Tile

- The industry dates back to 1946 in Corum.
- Brick and Tile Manufacturers Association (TUKDER):
- Corum has 36 of the 300 brick and tile factories operating in Turkey.



Registered Corum tile



Health Industry

Medical Products and Equipments

- The range of products manufactured in Corum:
Prosthetics, blood tubes, operating tables and chairs, dialysis chair etc.
- Our manufacturers are either the only manufacturer in the country or among Turkey's leading company in the first three.
- Existence of HUBTUAM (Hitit University Scientific Technical Application and Research Center) which is accredited by Turkish Accreditation Agency and serves as the sole authority in the field of testing of medical products and equipments in 4 different fields.





Health Tourism

- National and international demand for 3 fields (cardiac rehabilitation, wound-burn treatment, and eye) in public and private hospitals for health tourism



Advanced Technology Compressed Air Systems

- Possible to serve in high tech value added production thanks to significant potential in machinery production
- The presence of strong SMEs in terms of import substitution:
The glycol unit, which is used in natural gas extraction activities by Turkey Petroleum Corporation (TPAO) and imported from the United States was produced in Corum with local opportunities. Hence, glycol unit importing has been prevented.



Corum OIZ

Date of Establishment: 1977

665 hectares of land (237 industry parcels), 205 allocated industrial parcels (**Allocation Rate: 86,50%**)

139 companies, 9.099 employees

Main sectors: Machinery-metal industry, food industry, textile, forest products

Located SMEs Development and Support Administration Head Office, Turkish Standardization Institute Head Office, Emergency Health Services Station, Environmental Unit and Consultancy Services, Joint Health and Safety Unit Services, Corum OIZ Technology Development Zone (TechnoPark), Central Anatolia Exporters Union Liaison Office (inside Corum TechnoPark) TOBB OIZ Vocational High School




Organized Industrial Zone (OIZs) ||

Sungurlu OIZ

Date of Establishment: 2001

484 hectares of land (59 industry parcels), 40 allocated industrial parcels (**Allocation Rate: 67,80%**)
5 companies, 253 employees

Locational advantage: Samsun-Ankara is 200 m away and 163 km away from the capital, Ankara.



Osmancık OIZ

Date of Establishment: 2015

47,16 hectares of land (29 industry parcels), 29 allocated industrial parcels (**Allocation Rate: 100%**)

Locational advantage: The OIZ is on Trabzon-Samsun-Istanbul Road.



Opportunity to Benefit From Exemptions (Tax, Social Security Premium, Interest Support, etc.) up to 90% for Investments in the OIZs (by Incentives of Ministry of Industry and Technology)

For the investment of 5.000.000 ₺ to be made in Corum OIZ in manufacturing industry (US-97 Code: 15-37) that will employ 20 people

VAT Exemption (3.500.000 ₺ for domestic, 1.000.000 ₺ for imported machinery)	₺810.000
Customs Duty Exemption (1.000.000 ₺ for imported machinery)	₺20.000
Construction Expenditure VAT Exemption (for 500.000 ₺)	₺90.000
Interest Support (3.500.000 ₺ for loan)	₺355.833
Tax Deduction (Tax deduction rate: 80%, investment contribution rate: 40%)	₺2.000.000
Insurance Premium Employer's Share (7 years)	₺1.685.057
Total Amount of Support	₺4.960.890
Support Intensity	99,22%



Culture and History Tourism

Corum is one of the most important centers of our country in terms of cultural tourism with Phrygian, Galatian, Hatti, Hittite, Roman, Byzantine, Seljuk, Danishment, Ottoman and Turkish Republic values.

Historical town dating back 7000 years and the the oldest settlement in Anatolia, Hattusha, the capital of Hittite Civilization place within Corum borders.

Hattusha is the first ancient city in UNESCO World Heritage List (registered in 1986) and Memory of the World (registered in 2001).

Hittite civilization is at least as old and rich as the Egyptian civilization. The cuneiform tablet of the Kadesh Treaty, which is the first written peace treaty was found in Boğazköy. Again, in this region among the high rocks in Yazılıkaya temple more than ninety gods, goddesses, animals and imaginary creatures inscripted ya da carved. Alaca Höyük, one of the first national excavations carried out under the direction of the Great Leader Atatürk,



have The Sphinx Gate and the reliefs in front of it are the reflection of the Hittite Religious Ceremonies to the present day. Currently, six archaeological excavations are being conducted in Corum.

Hittitology Congress, which is held every 3 years at international level is being held every 6 years in Çorum. Scientists from all over the world participate in this congress.



Corum has 3 Museums and 4 Historical Sites

Museums;

- Corum Museum, the first and only accommodable museum
- Alacahoyuk Museum
- Boğazköy Museum

Historical Sites;

- Hattusha - Bogazkale
- The Temple of Yazilikaya
- Alacahoyuk
- Ortakoy - Sapinuva



Nature Tourism

Besides the historical beauties of Corum province, there are also many natural beauties. Kargı, Osmancık and İskilip highlands, İncesu Canyon, Kızılırmak delta, Obruk Dam are among primary places.



Hiking and Biking Trails:

Hiking and Biking Trails:

Two of the 14 hiking routes are in the room by the Ministry of Culture and Tourism. Hittite Road Hiking Trails: Hittite Road, entitled with UNESCO logo has 11 short and 6 long distance, a total of 17 hiking trails, 380 km in total together with alternative paths, and 405 km of bike trails.

Kizilirmak Basin Gastronomy and Hiking Trail:

Turkey's first eco-tourism project that brings together nature, history and cuisine culture. 190 kilometers marked trekking route along with 25 rounds, 305 km in total with alternative roads, and 7 bicycle routes with a length of 606 km that follow village and forest roads.



- Ortaköy-Incesu Canyon,
- Bogazkale Valley
- **Highlands:** Kargı-Abdullah and Eğinönü, Bayat-Kunduzlu and Kuşçaçimeni, Osmancık- Baspınar Karaca, and Iskilip.
- **Nature Park:** Catak (Corum City Centre), Sıklık (Corum City Centre), Kargı Aksu (Corum, Kargı)
- **Forests:** Osmancık Kunduz
- **Hot Spring:** Hamamlıca Village and Figani Beke
- **Dams:** Oguzlar Obruk Dam



Gastronomic Tourism

Corum has a rich food culture. There are different and unique recipes and cooking techniques in towns and villages.

Local flavors identified with Corum: Corum fivefold, keskek, Iskilib Stuffed, Kargı tulum cheese, tandoor kebab, dry ravioli, Iskilib pickle and Corum special baklava

7 Registered Geographical Indications:

- Corum Roasted Chickpea
- Iskilib Stuffed
- Iskilib Pickle
- Oğuzlar Walnut
- Kargı bryndza
- Corum manti
- Iskilib dish of mutton



Catalaşı soup



Baklava



Keşkek



Stuffed sheep sausages



Dry ravioli



Yoghurt soup





İskili Stuffed tells the journey of rice, unique flavor in the region from field to fork. Anyone who tastes it once comes to Corum again and again to eat İskili Stuffed.

İskili Stuffed

In the studies carried out by the General Directorate of Mineral Research and Exploration, deposits and occurrences of metallic and industrial raw materials were revealed. The most important of these are antimony, copper, iron, manganese, bentonite, graphite, clay, limestone and brick-tile raw materials. Lignite coal and geothermal energy sources are also available.

Mineral/Resource Total Reserve

Iron	: 42.360 tons
Claystone	: 39.000.000 tons
Limestone	: 14.982.500 tons
Bentonite	: 444.950 tonnes
Travertine	: 2.000.000 m ³
Crystallized Limestone	: 4.645.000 m ³
Diabase	: 2.500.000 m ³
Brecciated Limestone	: 320.000 m ³
Tuzla 2-49 kg/min. Total	: 109.4 kg/min. yield
Lignite	: 48.261.678 tons



Since existing Corum firms are able to set up turnkey factories in the machinery sector and the staff trained in this field, sectors that support machinery sector; IT, iron and steel, ceramics sector, parts of motor vehicles, chassis and body production, medical vehicles and medical equipments and sectors such as textiles are attractive for investors.

Due to large size of the cultivatable land, agricultural sector is an important investment area. The use of pesticides per hectare in the world is 3,100 g, 1,500 g in Turkey, while this rate is 500 g in Corum. Hence, provincial soils are suitable for organic agriculture in terms of pollution.

Greenhousing (Vegetable and Ornamental Plant) Investments, Vineyard-Garden Investments, Paddy Drying Plant, Forage Crop Production, Trout Breeding, Sheep and Angora Goat Breeding, Breeding, Beef and Milk Production, Beekeeping and Honey Production Investments , Egg Poultry, Meat Poultry, Integrated meat products processing plant, Milk and dairy products processing plant, Ready-made and roughage production investments for farm animals are suitable investment areas.



Based on Corum Eligible Investment Areas Work, by Development Bank of Turkey

Field of Activity		Grade	Number of Fields	The Name of the Suggested Field (NACE Rev.2)
AGRICULTURE		A	3	01.1- Forage crops (for integrated plant), 01.4- Meat and milk fattening, 01.4- Meat and egg poultry
		B	8	01.1- Vegetable and fruit growing, 01.1 - Flower growing and cut flowers, 01.1 - Organic fruit and vegetable growing, 01.1- Greenhouse, 01.4- Angora goat and sheep rearing, 01.4- Beekeeping and honey production, 01.6- Plant and animal production supportive activities (Organization), 03.2- Freshwater aquaculture
INDUSTRY	MANUFACTURING INDUSTRY	AA	1	31.0 Furniture manufacturing (Other furniture manufacturing)
		AB	17	101-Manufacture and Storage of Meat and Meat Products, 105-Manufacture of Dairy Products, 10.7-Manufacture of rusks and biscuits; 17.2-Manufacture of corrugated paper and paperboard and their containers, 20.4-Manufacture of soap and detergents and cleaning and polishing substances), 23.4-Manufacture of other porcelain and ceramic products (Ceramic sanitary products and insulators), 23.6 24.2-Manufacture of tubes, pipes, hollow profiles and similar fittings, 25.1-Manufacture of metal building materials (metal structures, doors, windows), 25.4-Weapons and ammunition (ammunition) 25.9-Manufacture of steel barrels and similar containers, 27.3-Manufacture of wires and cables and appliances used in cabling, 27.4-Manufacture of electric lighting equipment, 27.5-Manufacture of household appliances (non-electric), 29.2-Manufacture of bodywork of motor vehicles ; manufacture of trailers and semi-trailers, 32.1-Manufacture of jewelry and similar articles, 32.1-Manufacture of imitation jewelry and related articles.
		BB	13	13.9- Manufacture of other textiles (other than apparel, 13.9- Manufacture of knitted or crocheted fabrics, 14.1- Manufacture of apparel, except fur, outerwear and underwear), 23.9- Non-metallic and abrasive products manufacture of mineral products, 29.4- Precious metal production (Gold), 24.5- Metal casting industry (Iron and steel casting), 25.2- Manufacture of metal tanks, reservoirs and containers (radiators, boilers, tanks etc.), 25.7- Hand tools, Manufacture of machine tools, saw blades, etc. 28.1- Manufacture of general-purpose machinery (Manufacture of engines and turbines) 28.2- Manufacture of other general-purpose machinery (Manufacture of lifting and handling equipment) 28.3- Manufacture of agricultural and forestry machinery, 28.4- Metalworking machinery and 28.9- Manufacture of other special-purpose machinery (metallurgy, mining, quarrying and construction machinery)
		CB	4	13.2- Weaving, 25.3- Manufacture of steam generators (excluding central hot water boilers), 25.5- Forging, pressing, pressing and rolling of metals; powder metallurgy, 25.6- Processing and coating of metals; machining
	ENERGY	B	1	35.1- Production of electrical energy (Solar energy production)
LOGISTICS		B	2	52.1 - Storage and warehousing, 52.2 - Supporting activities for transport (Agency)
TOURISM		B	6	55.1.5- 5 star hotel, 55.1- Boutique hotel 55.2- Apart, bungalow, 56.3- Touristic entertainment center, 79.1- Activities of travel agencies and tour operators, 91.0- Operation of historical sites and buildings and similar tourist attractions

Locational Advantage: Central Anatolia's Gate to Black Sea

- Proximity to the capital Ankara
- Proximity to Samsun Port

Cost Advantage: Affordable costs and attractive incentives

- Land is allocated with 60% discount in Corum OIZ, 100% discount in Sungurlu and Osmancık OIZs according to the decree of the President dated 01.11.2018, No 300.
- Opportunity to benefit from Region 5 incentive rates in Organized Industrial Zones (Corum, Sungurlu and Osmancık) and Bayat, Boğazkale, Dodurga, Kargı, Laçın, Mecitözü, Oğuzlar, Ortaköy and Uğurludağ districts, and from Region 4 rates elsewhere

A strong, innovative and dynamic investment environment

- **The most vibrant industrial city in TR83 Region**
- In 2012-2021 period, 392 (357 of them private sector companies, 35 of them revealed by public sector) incentive certificated investments (3,49 billion TL investment and 9.168 additional employment): Corum has a share of 0,6% within Turkey's incentive certificated investments)
- Corum TechnoPark, with an area of approximately 17.000 m2 area was established in 2013 with the support of Middle Black Sea Development Agency (28 Offices in Total, 1 Rentable Office)
- 2 R&D Centers operated by private sector companies (Ece Banyo / Glass and Ceramic Products, Alapala / Machinery and Equipment Manufacturing)
- In the last 10 years 30th rank at **patent** application (202 patent applications), 28th rank at patent registration with its 36 registered patents
- In the last 10 years, 86 **utility model** application (ranked 33rd in Turkey), 49 registered utility model (ranked 29th in Turkey)
- In the last 10 years, 1.650 registered **trademarks** and 457 registered **design**

Livable City Standard

- 2 private and 14 public hospital, 1.714 hospital beds (32nd rank in Turkey)
- 10 registered accommodation facilities, 1.086 beds
- The first 5-star hotel in the region
- 1 shopping center, 2 theaters, 19 cinema halls



ALL GOVERNMENT SUPPORTS ARE IN ONE PORTAL – YATIRIMA DESTEK

www.yatirimadestek.gov.tr This website was launched by Directorate General for T.R. Ministry of Industry and Technology and managed by development agencies. All government incentives and grants are gathered under a single roof. Besides, there is Question & Answer (Q&A) opportunity for SMEs. The questions are replied by relevant Investment Support Office in Regional Development Agencies. In addition, there are feasibility studies offering investment opportunities in different fields all over the country. Also, there is «incentives wizard», means investment incentives search engine and support calculation app: **www.yatirimadestek.gov.tr/incentives-wizard**

INVEST CORUM

The website **www.investcorum.com**, which was established with the support of the EU project in which our development agency is the beneficiary and managed by Middle Black Sea Development Agency (OKA) Corum Investment Support Office (ISO), serves to promote Corum investment opportunities and to inform about Corum ISO activities. The incentive information and the documents for investors on the website give an idea about the investment climate and guide them. Website content continues to be enriched.

MIDDLE BLACK SEA COMPETITIVENESS AND FOREIGN TRADE SUPPORT CENTER

Foreign trade intelligence consultancy via **disticaret.oka.org.tr**

- Target market research
- Potential customer profile and creation of potential customer lists for the enterprise
- Preparation of summary reports

Investors' Contact Points

Corum
Investment
Guide



CORUM PROVINCIAL DIRECTORATE OF INDUSTRY AND TECHNOLOGY

Gazi Caddesi Valilik Ek Hizmet Binası Kat-5
Merkez / ÇORUM
Tel: 444 61 00
Fax: 0364 224 39 56
E-mail: stmcorumil@sanayi.gov.tr



CORUM OIZ DIRECTORATE

Çorum Organize Sanayi, Ankara Yolu 12. km 19100
Pınarçay Osb Merkez / ÇORUM
Tel: 0364 254 90 29
Fax: 0364 254 90 29
E-mail: corumosb@corumosb.org.tr



CORUM SME DEVELOPMENT ORGANIZATION

Çorum Organize Sanayi Bölgesi KOSGEB Binası
No.7 P.K:19200
Tel: 0364 595 25 19
E-mail: corum@kosgeb.gov.tr



CORUM CHAMBER OF COMMERCE AND INDUSTRY

Karakeçili Mh. Fuar Cd. No: 2 Merkez / ÇORUM
Tel: 0364 224 44 50
Fax: 0850 280 32 00
E-mail: oda@ctso.org.tr



CORUM PROVINCIAL COORDINATOR OF AGRICULTURE AND RURAL DEVELOPMENT SUPPORT INSTITUTION

Üçtutlar Mah. Anadolu 1. Sok No : 4 Merkez / ÇORUM
Tel: 0364 223 00 27
Fax: 0364 223 00 28
E-mail: info@tkdk.gov.tr



CORUM EXCHANGE OF COMMERCE

Akkent Mah. Borsa Kompleksi Sitesi Kümeevler
Merkez / ÇORUM
Tel: 0(364) 224 0950 - 7637 - 2568
Fax: 0 (364) 212 46 70
E-mail: corumtb@tobb.org.tr

Contact us before you invest in Corum.



ORTA KARADENİZ KALKINMA AJANSI
MIDDLE BLACK SEA DEVELOPMENT AGENCY

**T.R. Middle Black Sea Development Agency
Corum Investment Support Office**

**C TSO Yeni Binası 1. Kat Çorum/TÜRKİYE
(0364 225 7470)**



**info@investcorum.com
corumydo@oka.org.tr**

**www.oka.org.tr
www.investcorum.com**